

## What is Women in Farming?

The aim of the groups is to provide opportunities for women to share knowledge and develop new skills in a friendly, supportive environment.

The groups cater for a diverse range of backgrounds and skills, from those already actively involved in running a farm to those who are new to rural life. Our members work the land, live on the land or support those who do.

Training days, discussion groups and field trips help boost members' confidence and abilities, so that they can contribute more fully to their farming business and the agricultural industry.










Some groups focus on sheep and beef farming, while others - calling themselves Women in Agribusiness - cover a broader spectrum, including agriculture, horticulture, viticulture and other rural businesses and industries.

The first Women in Farming discussion groups were set up in 2002, with seeding funds from the MAF Sustainable Farming Fund (SFF).

## What do we do?

WIF and WAG groups meet on a regular basis for skills-based training, farm visits and discussion days.

A quick look at the calendar on the Rural Women New Zealand website - [www.ruralwomen.org](http://www.ruralwomen.org) illustrates the wide variety of activities and topics covered by our WIF and WAG groups during the year:

-  Animal health and nutrition
-  Calf rearing
-  Parasite control
-  On farm discussion groups
-  Feed budgeting
-  Pasture workshops
-  Soils and fertilisers
-  Business structures
-  Other practical skills days, e.g. condition scoring of ewes, ATV safety



## Enquiry Form

I AM INTERESTED IN FINDING OUT MORE ABOUT WOMEN IN FARMING / WOMEN IN AGRIBUSINESS AND COMING TO AN INTRODUCTORY MEETING

NAME: \_\_\_\_\_

ADDRESS: \_\_\_\_\_

PHONE: \_\_\_\_\_

EMAIL: \_\_\_\_\_

**Post this form, or email, your local co-ordinator:**

**Or contact:**


Women in Farming / Agribusiness  
c/o Rural Women New Zealand  
PO Box 12-021, Wellington  
Email: [enquiries@ruralwomen.org.nz](mailto:enquiries@ruralwomen.org.nz)  
Website: [www.ruralwomen.org](http://www.ruralwomen.org)

Proudly supporting  
**Women in Farming**  
and  
**Women in Agribusiness**  
groups





**Rural  
Women**  
NEW ZEALAND


**Women in Farming and Women in Agribusiness** groups are members of **Rural Women New Zealand**. By joining a WIF or WAG group you will enjoy these **benefits as a member of RWNZ**:

 A two-weekly email newsletter packed with information on a wide range of rural issues and events

 A two-monthly magazine and the RWNZ Year Book

 Support from RWNZ's national office for communications, publicity, sponsorship and lobbying on rural issues

 Discounted rates at RWNZ's bed and breakfast accommodation in Wellington, and holiday cottage at Whangaparaoa, north of Auckland

 Information about a range of RWNZ bursaries and scholarships

 Free listing in RWNZ's website Business Directory

**WOMEN IN FARMING  
AND  
WOMEN IN AGRIBUSINESS**



**For details of your nearest group, contact:**  
Women in Farming / Women in Agribusiness  
c/o Rural Women New Zealand  
PO Box 12-021, Wellington,  
Tel: (04) 473 5524 Fax: (04) 472 8946  
Email: [enquiries@ruralwomen.org.nz](mailto:enquiries@ruralwomen.org.nz)  
**Or go to our website:**  
[www.ruralwomen.org](http://www.ruralwomen.org)